

# Audiobooks in your Browser with Overdrive Listen

Did you know that you can now listen to audiobooks directly in your internet browser? No apps, no authorization, and no downloads. Listen on your computer, smartphone, or tablet, and easily switch between devices without losing your place!

You'll need an active internet connection to use OverDrive Listen. If you'd like to listen to audiobooks without an internet connection, you can still use the Libby app to download and listen to the MP3 format.

**Note:** Using OverDrive Listen can consume a lot of data, so if you're on a mobile plan with a data cap, we recommend using a Wi-Fi connection when streaming on your mobile device to avoid data overages.

For best results on a computer, you'll need:

- Windows 7 or newer
- Mac OSX 10.9 or newer
- A Chromebook (Chrome OS)

You'll also need an up-to-date version of one of these web browsers:

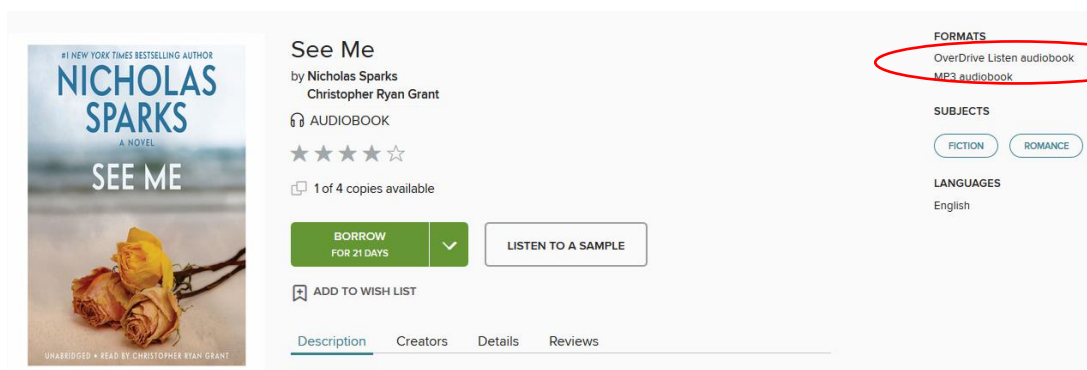
- Chrome
- Safari
- Internet Explorer 10 or above
- Firefox

If you're using a mobile device, you'll need:

- Android 4.1+ (you'll also need to use Chrome, not the stock Android browser)
- iOS 9.0+
- Fire OS 4.5.4+ (with the Silk browser)

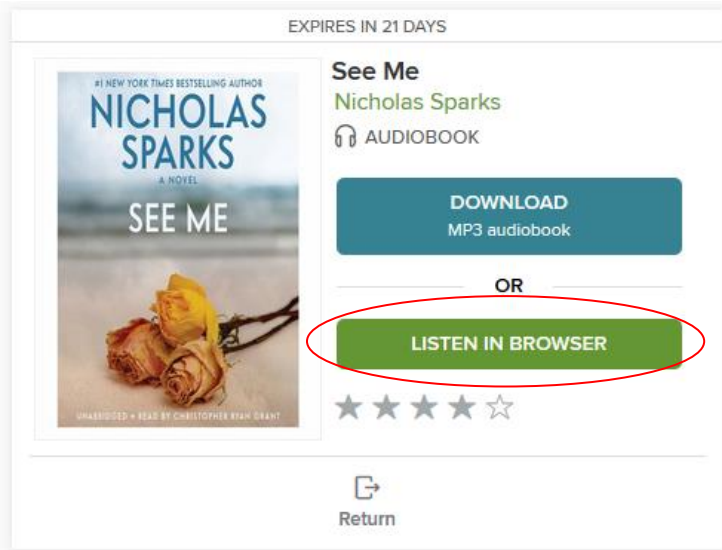
Using Overdrive Listen is simple. Follow the directions below to start listening in your browser.

1. When looking for audiobooks at [downloadLibrary](#), choose a title that is available in the **Overdrive Listen** format. You can see available formats by clicking on a book's cover.

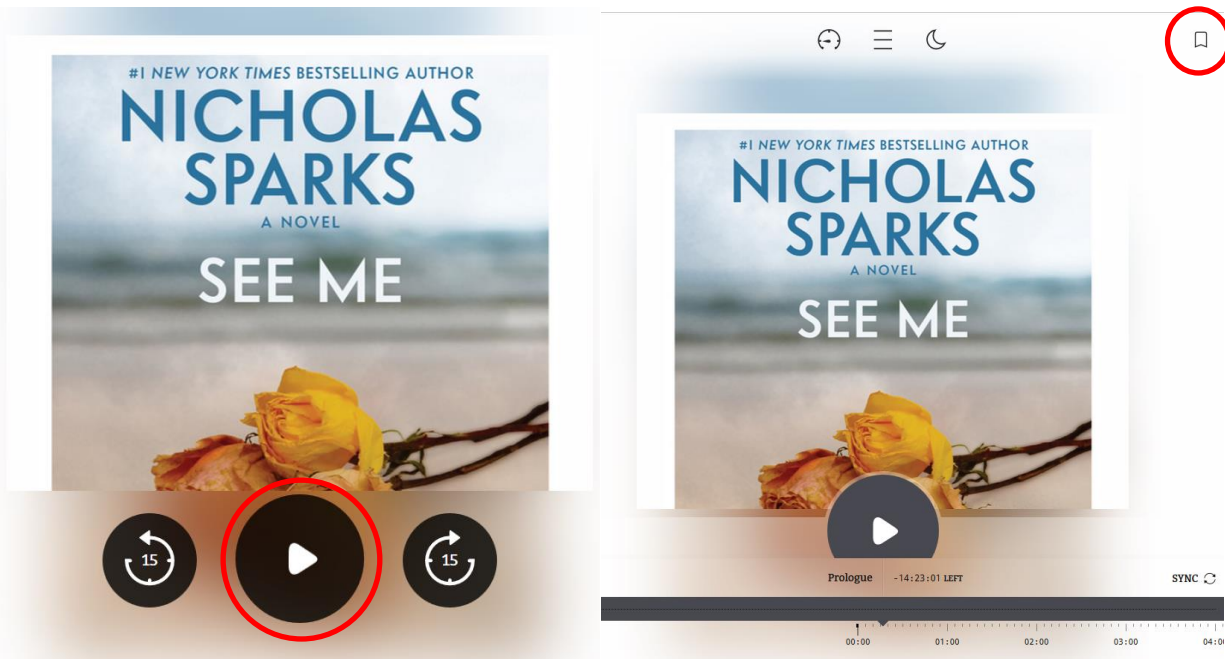


The screenshot displays the Overdrive Listen interface for the audiobook "See Me" by Nicholas Sparks and Christopher Ryan Grant. The interface includes a book cover on the left, a title and author section, a "Borrow for 21 Days" button, and a "Listen to a Sample" button. On the right, there are sections for "FORMATS", "SUBJECTS", and "LANGUAGES". The "FORMATS" section is circled in red, showing "OverDrive Listen audiobook" and "MP3 audiobook". The "SUBJECTS" section shows "FICTION" and "ROMANCE" buttons. The "LANGUAGES" section shows "English".

2. Once you've checked out your book, select the **Listen (In your Browser)** option from your Bookshelf.



3. Now you can listen! Click on **Play** button to listen to the audiobook. To bookmark your spot, click the cover then click on the Bookmark icon on the top right.



4. To listen to your book on another device, simply sign into downloadLibrary, and go to the **Account** page to view the books you currently have checked out. Select **Listen (In your browser)** for the title you wish to hear. Your listening position, bookmarks, notes, and highlights will be saved.

Need help? Visit [OverDrive](#), or contact us at [Idea Exchange](#) or 519-621-0460.

